








Speech-Language Activity

Linda Burmeister, M.Ed., M.S. CCC-SLP

Sharon Draper, M.Ed. SLP Assistant

Under the Sea – Recipe



-  1. Add blue food coloring to the cream cheese and stir.
-  2. Spread the cream cheese on the cracker.
-  3. Place pieces of Twizzlers on the cracker for waves.
-  4. Add pretend fish, dolphins, and other sea animals.
-  5. Take a taste. It is _____

Under the Sea - Photos

