

Speech-Language Activity

Linda Burmeister, M.Ed., M.S. CCC-SLP

Sharon Draper, M.Ed. SLP Assistant

Owl Cookies - Recipe



Name _____



Owl



Cookies

www.seeitsayitwriteit.com



You



need:

1



tube

of



white



cookie dough,

1

package



of



cookie mix,



cocoa powder,

1



egg,

1 stick of melted



butter,



raisins,

+



and

cashew nuts



1

Add butter,



egg,

and

some cocoa powder



into

the cookie mix



to

make chocolate dough.



2.

Roll the dough



1.

3. Roll the chocolate



dough



around the



white










cookie





log.

4       
4 Slice into a round faces for the owl

5    
5 Pinch dough to make two small ears

6       
6 Add raisin eyes and a cashew nose.

7   
7 Cook in the oven

8     
8. Have a taste. It is a hoot!!

Owl Cookies - Photos

